





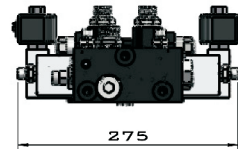

MECHANICAL CONTROLS



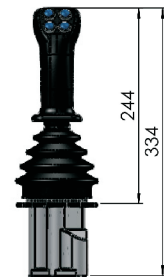
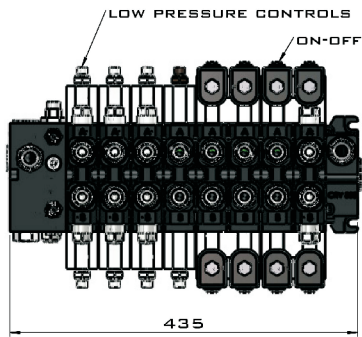
ELECTRO-MECHANICAL CONTROLS



PRE-HYDRAULIC CONTROLS (EO)

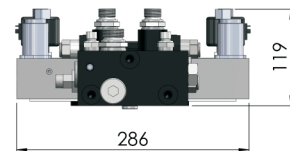
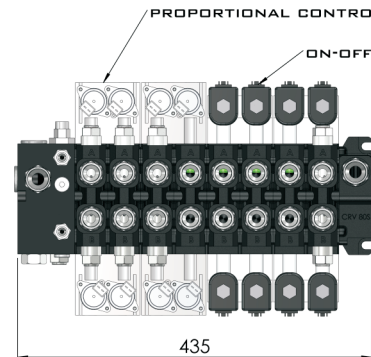


MAX PRESSURE	250 BAR
MAX FLOW	80 L/MIN
MAX RETURN LINE PRESSURE	10 BAR
MAX OIL TEMPERATURE	+60 C
MIN OIL TEMPERATURE	- 20 C
SERVO CONTROL PRESSURE	25-35 BAR



CONNECTIONS	
PORTS PRESSURE IN AND OUT	G3/4"
PORTS (WORK)	G1/2"
PORTS SERVO CONTROL	G1/4"
ELECTRICAL	
	12 VDC
	2.5 AMP
	24 VDC
	(OPTIONAL)

PROPORTIONAL CONTROLS (PC)



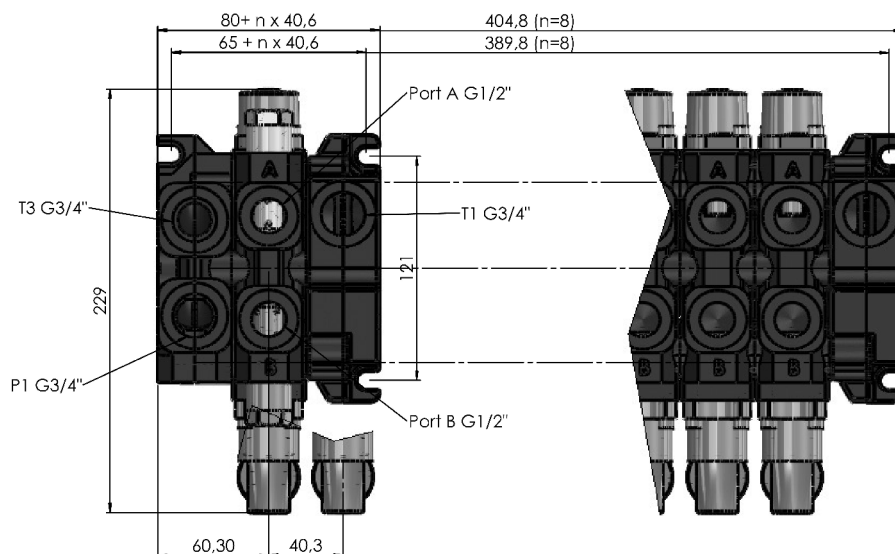
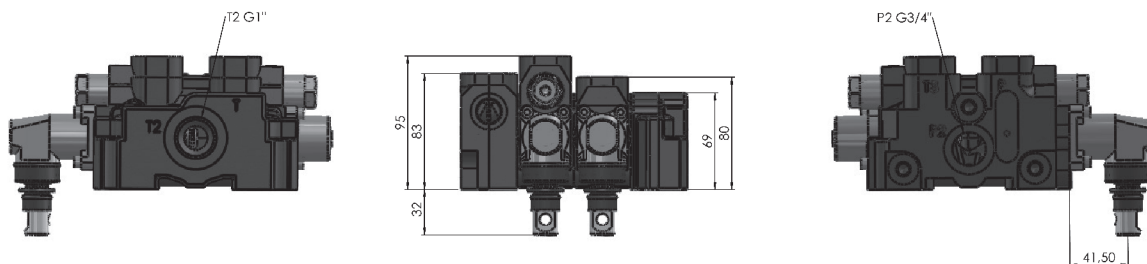
PROPORTIONAL CONTROL	
	12 VDC
	0-1500 MA
	24 VDC
	0-750 MA
	(OPTIONAL)



CRV 80S

MAX FLOW 80 LPM
MAX WORK PRESS 250 BAR
MAX TANK PRESS 10 BAR
OPER TEMPERATURE-20 C + 60 C

**AVAILABLE FOR OPEN
 AND CLOSED HYDRAULIC
 SYSTEMS WITH EVERY CONTROL
 SYSTEMS.**



DIMENSIONS



**A HYDRAULIC CONTROL VALVE,
 LIGHT-WEIGHT AND SMALL IN
 SIZE, PARTICULARLY USED AS
 VALVES FOR AGRICULTURAL
 LOADERS AND TIMBER.**

**AVAILABLE DIFFERENT
 MECHANICAL, ELECTRO-
 MECHANICAL, PRE-HYDRAULIC
 AND PROPORTIONAL CONTROL.**

get Your crane moving!



get Your crane moving!

**WWW.FINN-ROTOR.COM
 INFO@FINN-ROTOR.COM
 +358 14 417 8400**

**PL 96,43101 SAARIJÄRVI
 FINLAND**

CONTACT