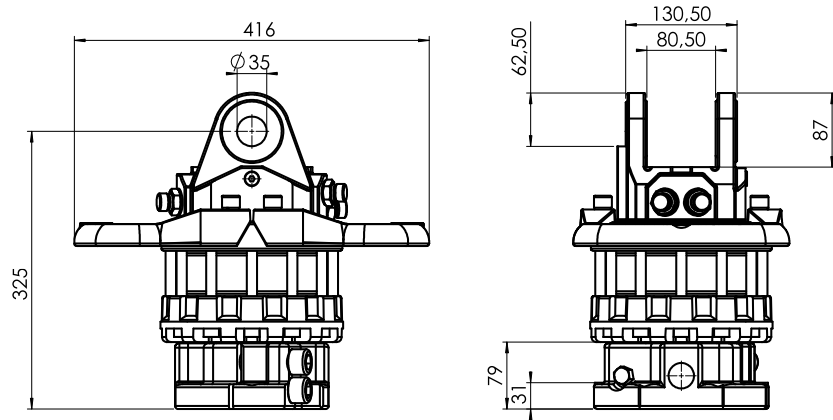
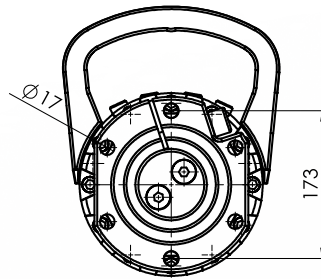
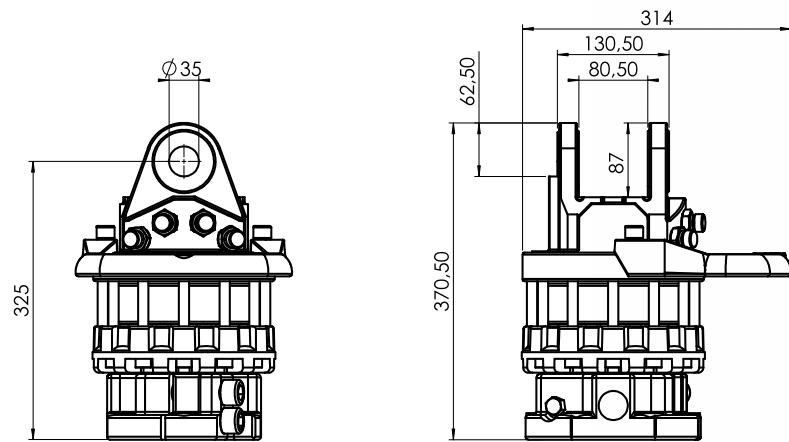


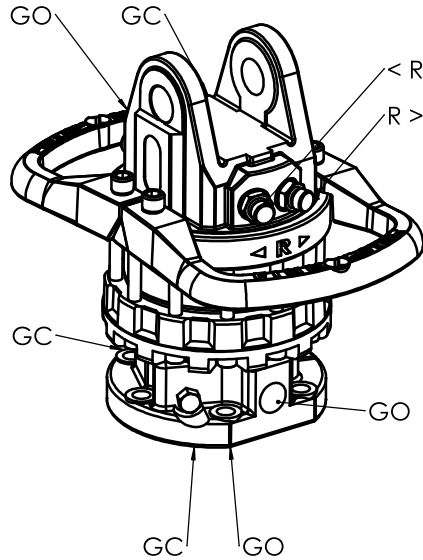
CR 1000-X35F173



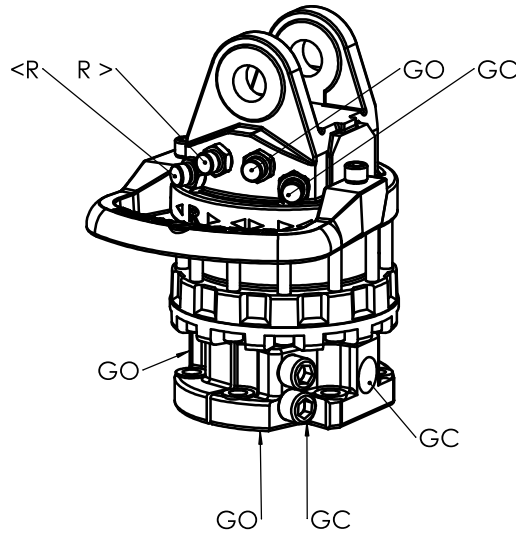
CR 1000-W35F173



CR 1000-X35F173



CR 1000-W35F173



	CR 1000-X35F173		CR 1000-W35F173	
ROTATION ANGLE	UNLIMITED		UNLIMITED	
MAX PRESSURE (R) [BAR/PSI]	250	3625	250	3625
MAX PRESSURE (GO) [BAR/PSI]	200	2900	200	2900
MAX PRESSURE (GC) [BAR/PSI]	300	4350	300	4350
DISPLACEMENT [CM ³ /IN ³]	670	40,9	670	40,9
TORQUE [NM/LB-FT]	2700	1991	2700	1991
MAX AXIAL LOAD STAT [KN/LBF]	100	22581	100	22481
MAX AXIAL LOAD DYN [KN/LBF]	50	11241	50	11241
WEIGHT [KG/LB]	62	135	60	130
CONNECTIONS (TOP)	G 1/2"	G 1/2"	G 1/2"	G 1/2"
REQ. OIL FLOW [LPM/GPM]	20	5,284	20	5,284



SELECT A CR 1000 SERIES WHEN YOU NEED THE BEST PRODUCTIVITY AND POWER.

A LIGHT-WEIGHT AND EFFECTIVE HYDRAULIC ROTATORS WITH UNLIMITED ROTATION FOR CARGO AND FOREST CRANES.

CHOOSE GENUINE FINN ROTOR ORIGINAL ACCESSORIES TO ENSURE SMOOTH WORKING. FROM THE WIDE VARIETY, YOU WILL FIND ALL NECESSARY ACCESSORIES.

get Your crane moving!



get Your crane moving!

WWW.FINN-ROTOR.COM
INFO@FINN-ROTOR.COM
+358 14 417 8400

PL 96,43101 SAARIJÄRVI
FINLAND