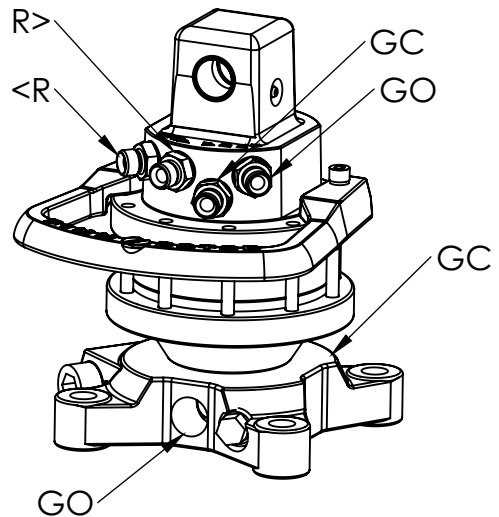
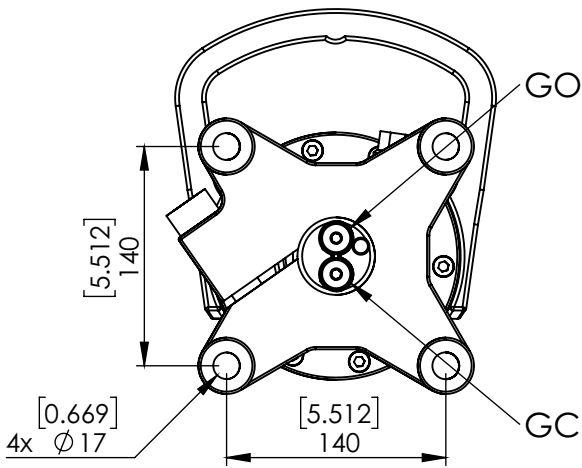
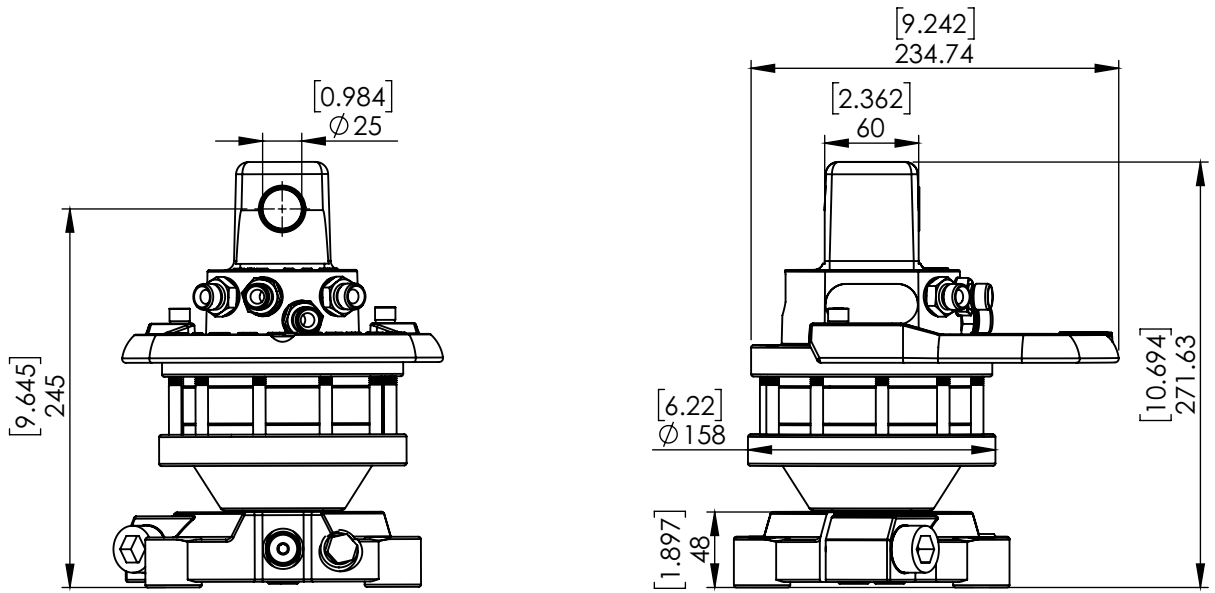


70321 CR 320-W25F140



ROTATION ANGLE	UNLIMITED	
MAX PRESSURE (R) [BAR/PSI]	250	3626
MAX PRESSURE (GO) [BAR/PSI]	200	2901
MAX PRESSURE (GC) [BAR/PSI]	300	4351
DISPLACEMENT [cm ³ /Inch ³]	330	20
TORQUE [Nm/lbf-ft]	900	664
MAX AXIAL LOAD STATIC [KN/lbf]	30	6744
MAX AXIAL LOAD DYNAMIC [KN/lbf]	15	3372
WEIGHT [kg/lb]	28	62
CONNECTIONS	G3/8"	G3/8"
MAXIMUM OIL FLOW [LPM/GPM]	20	5.3